




Socially excluded adults PSA

Indicator data for the East Midlands




Contents

- **Aim of this slide pack**
- **Overview of the socially excluded adults PSA**
- **Overview of the PSA indicators**
- **Summary of indicator data for the East Midlands**
- **Indicator data for the settled accommodation outcome**
- **Indicator data for the employment, education or training outcome**
- **Data sources**



Aim of this slide pack

- This slide pack presents baseline and proxy data on the indicators for the socially excluded adults PSA for the East Midlands region. The information contained within is intended to inform Local Area Agreement (LAA) negotiations between the Government Office for the East Midlands and the region's local authorities.
- This slide pack is not intended to highlight poor performance but rather to assist with priority setting and planning for delivery.




Overview of the socially excluded adults PSA

The aim of the socially excluded adults PSA is to ensure that the most socially excluded adults are offered the chance to get back on a path to a more successful life, by increasing their chances of achieving settled accommodation and employment, education or training.

The PSA focuses on four at-risk client groups:

- adults (young people aged 19) leaving care
- adult offenders (aged 18+) released from custody and on community sentences
- adults (aged 18+) in contact with secondary mental health services
- adults (aged 18+) with learning disabilities known to Councils with Adult Social Service Responsibilities (CASSRs)



A total of 8 indicators underpin the PSA

Outcome	Client group	Headline indicator definition	Existing or new indicator	Size of group	% of group achieving outcome (England)
Settled accommodation	Offenders	Proportion of offenders under probation supervision living in settled and suitable accommodation at the end of their order or licence	Existing	55,408 (2006/07)	77
	Former care leavers	Proportion of former care leavers aged 19, who had left care aged 16 or over, who are in suitable accommodation	Existing	5,300 (2005/06)	88
	Learning disabled	Proportion of adults with learning disabilities in settled accommodation	New (proxy available)	122,155 (2005/06)	69
	Mentally ill	Proportion of adults in contact with secondary mental health services in settled accommodation	New	464,780 (2004/05)	N/A
Employment, education or training	Offenders	Proportion of offenders under probation supervision in employment at the end of their order or licence	Existing	55,408 (2006/07)	36
	Former care leavers	The proportion of former care leavers aged 19, who had left care aged 16 or over, who are in employment, education or training	Existing	5,300 (2005/06)	62
	Learning disabled	The proportion of adults with learning disabilities in employment	New (proxy available)	122,155 (2005/06)	10
	Mentally ill	The proportion of adults in contact with secondary mental health services in employment	New (proxy available)	464,780 (2004/05)	20




Summary of indicator data for the East Midlands region

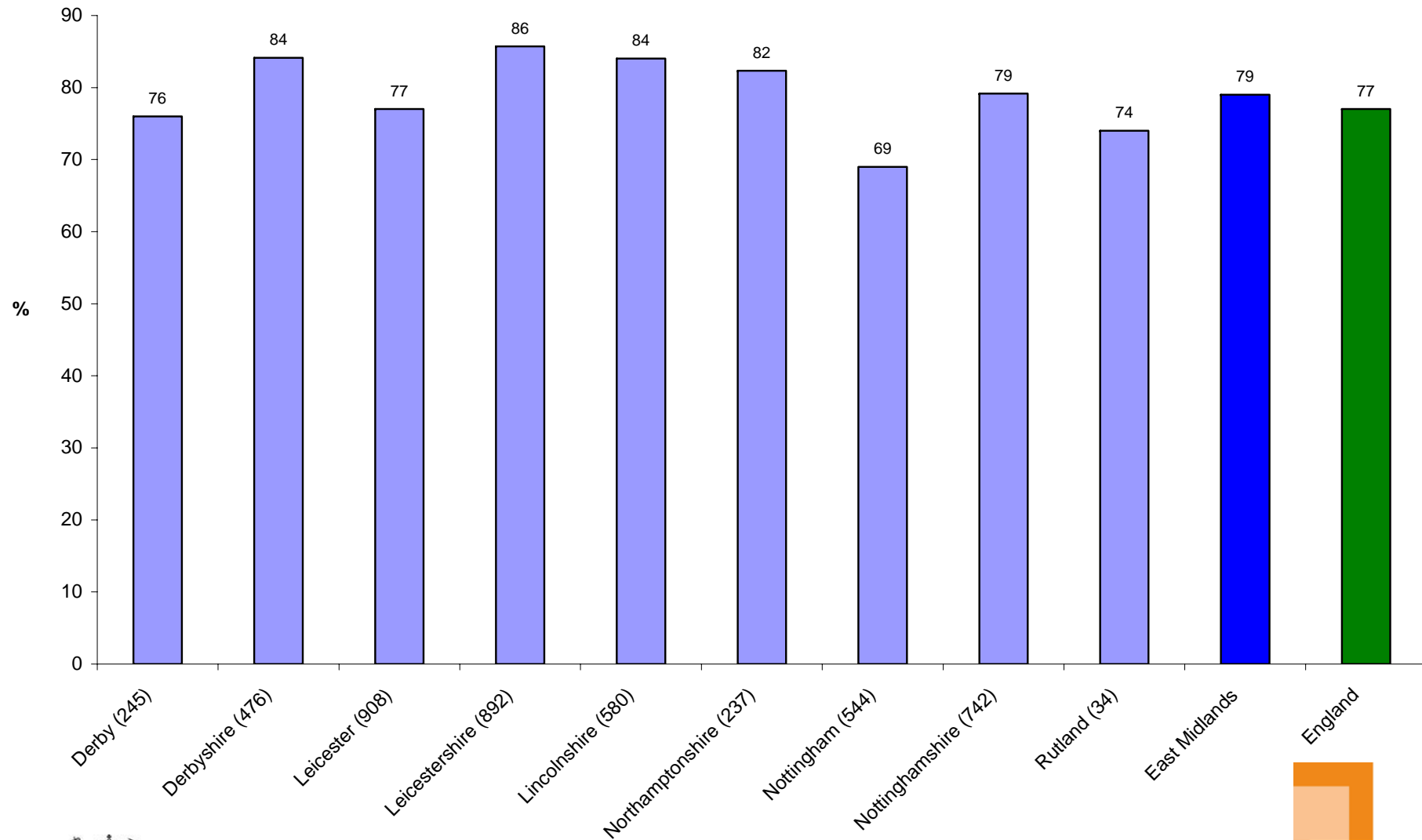
Local Authority	Outcome 1: Settled accommodation				Outcome 2: Employment, education or training (EET)			
	% of offenders in settled and suitable accomm (2006/07)	% of former care leavers in suitable accomm (2005/06)	% of learning disabled living in community (2005/06)	% of mentally ill in settled accomm (2006/07)	% of offenders in employment (2006/07)	% of former care leavers in EET (2005/06)	% of learning disabled in employment (2005/06)	% of mentally ill in employment (2006/07)
Derby	76	92	72	–	29	80	2	14
Derbyshire	84	83	75	–	38	73	8	17
Leicester	77	100	67	–	41	50	6	18
Leicestershire	86	97	64	–	52	67	10	34
Lincolnshire	84	97	74	–	42	57	7	12
Northamptonshire	82	82	67	–	38	60	4	21
Nottingham	69	85	70	–	25	40	11	10
Nottinghamshire	79	89	76	–	38	86	5	21
Rutland	74	–	82	–	50	–	117	–
East Midlands	79	90	73	–	39	66	7	18
England	77	88	69	–	36	62	10	20




Indicator data for the settled accommodation outcome




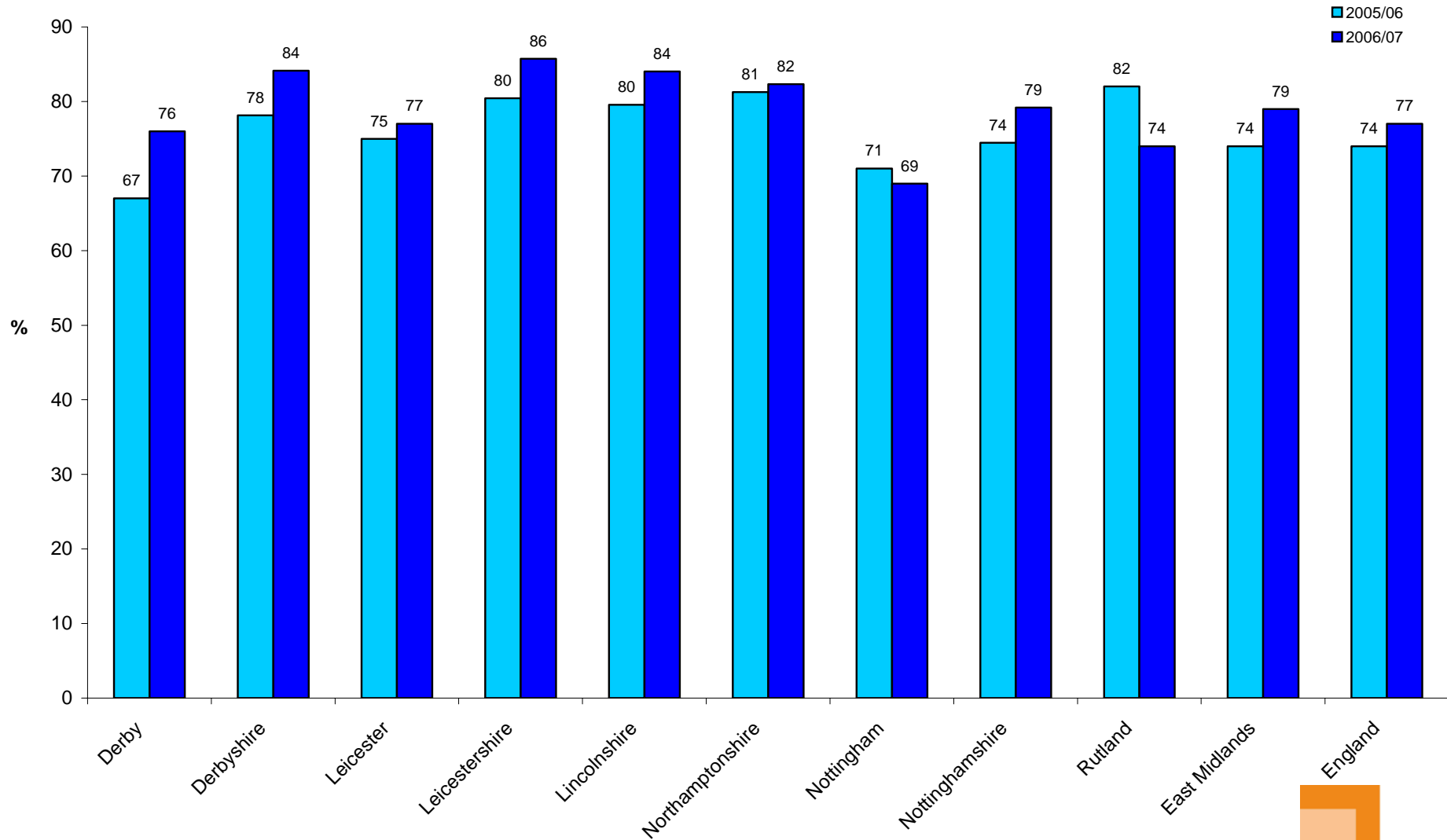
Latest data on the % of offenders in settled and suitable accommodation, 2006/07*



*The numbers in parentheses refer to the total size of the group for each location

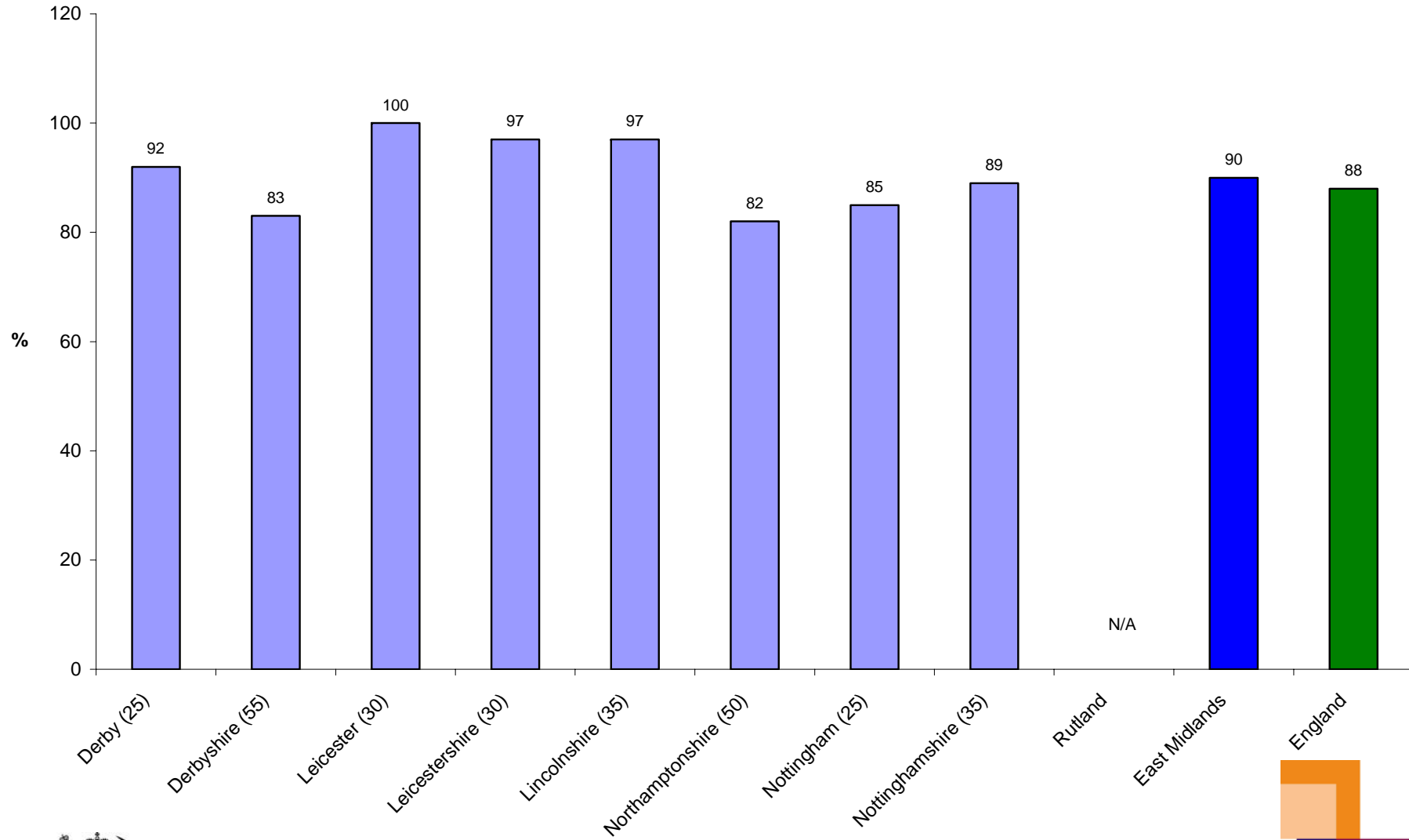


Change over time in the % of offenders in settled and suitable accommodation, 2005/06 - 2006/07




Latest data on the % of care leavers in suitable accommodation, 2005/06*

Health warning: Some of these percentages are based on low numbers


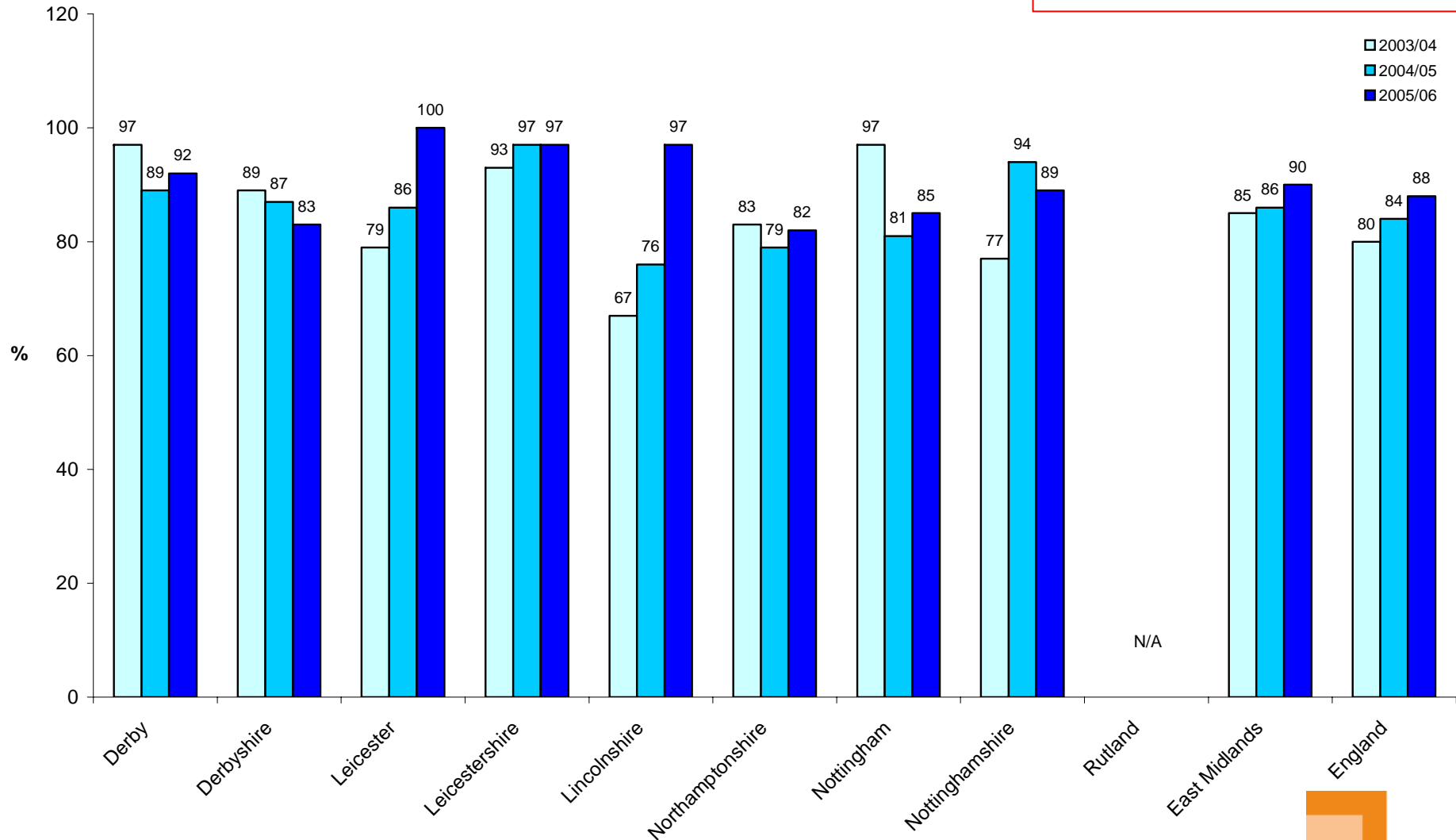


*The numbers in parentheses refer to the total size of the group for each location

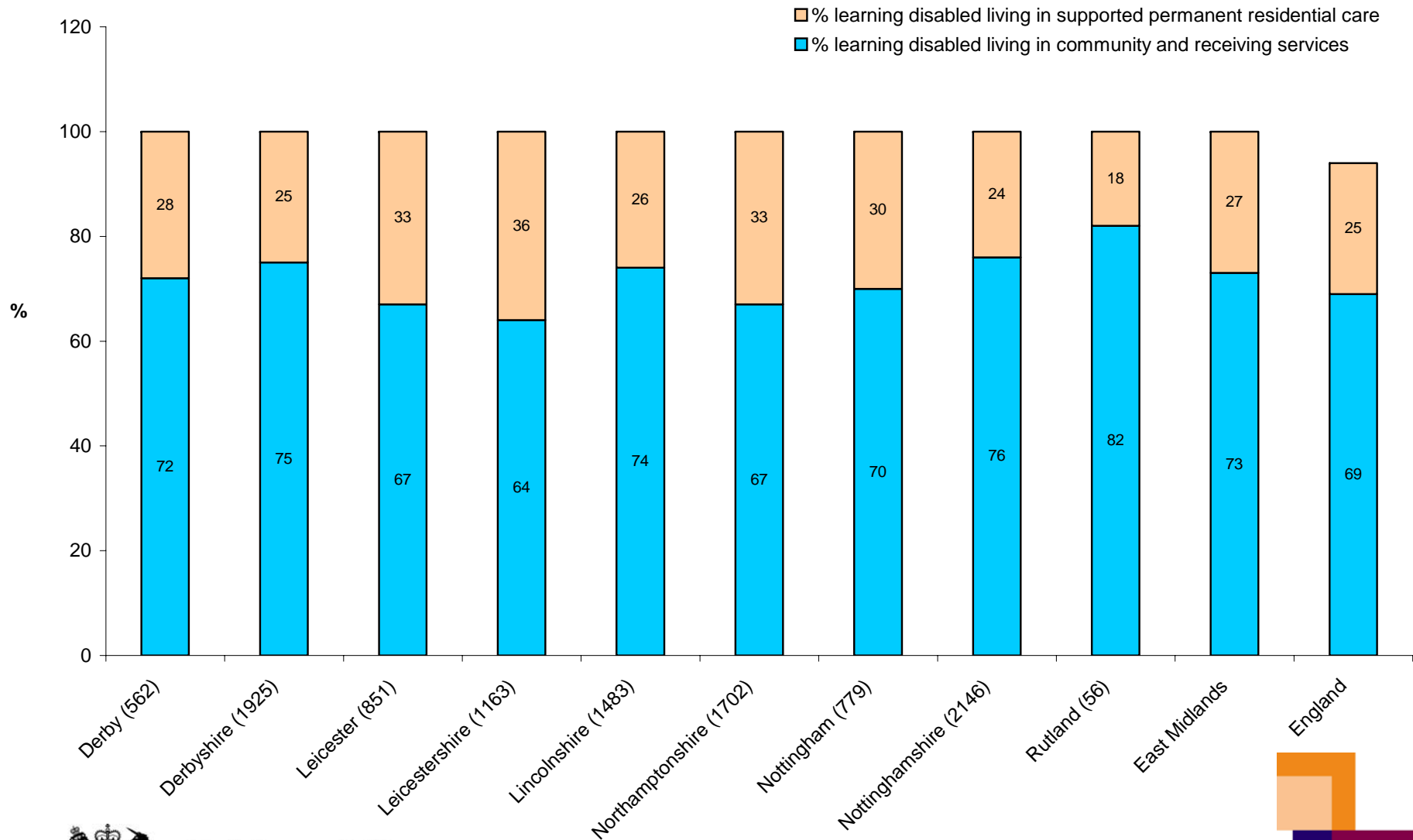


Change over time in the % of care leavers in suitable accommodation, 2003/04 - 2005/06


Health warning: Some of these percentages are based on low numbers




Latest data on the accommodation status of people with learning disabilities who are known to the council, 2005/06*



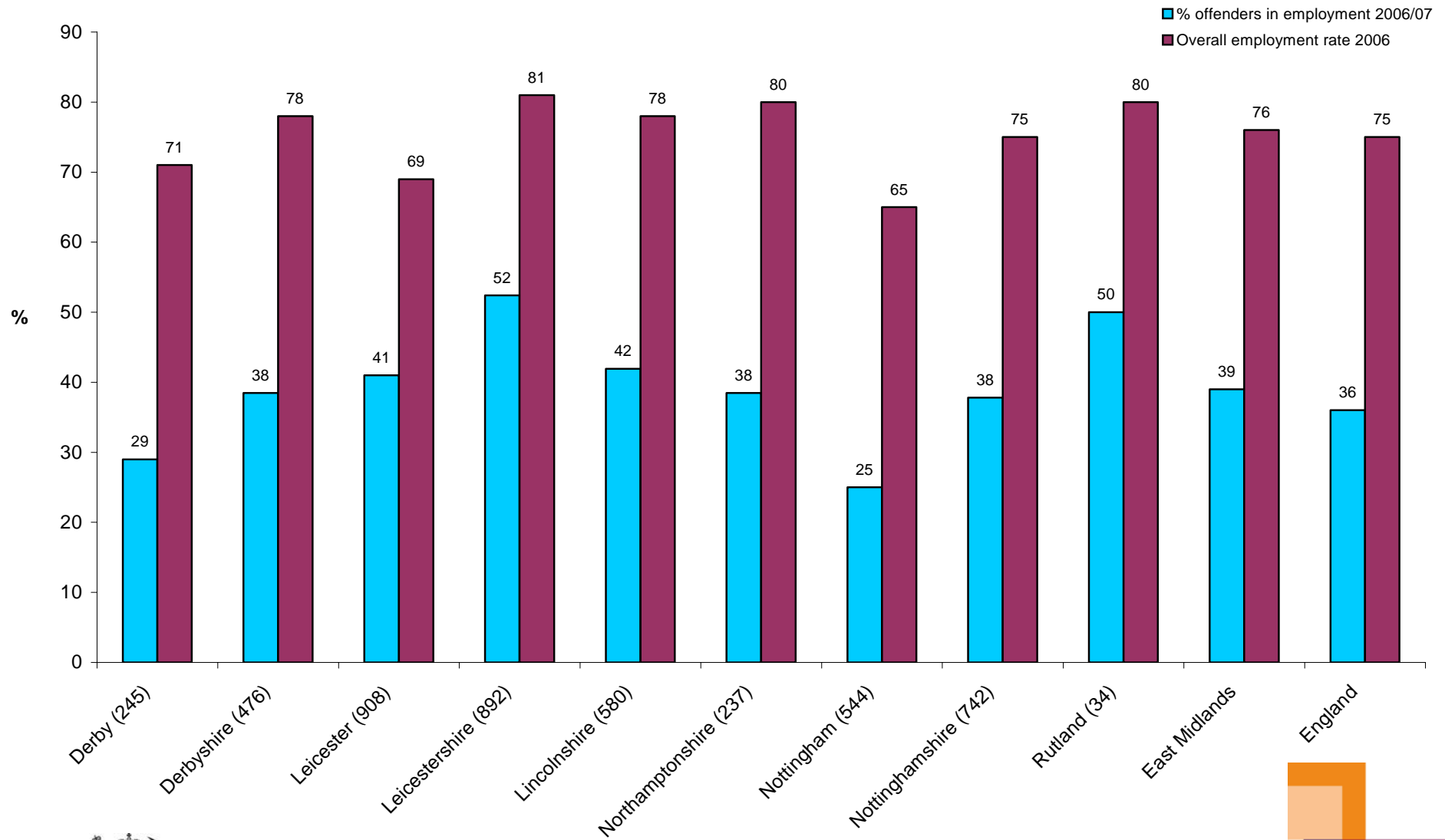
*The numbers in parentheses refer to the total size of the group for each location



Indicator data for the employment, education or training outcome




Latest data on the % of offenders in employment, 2006/07*


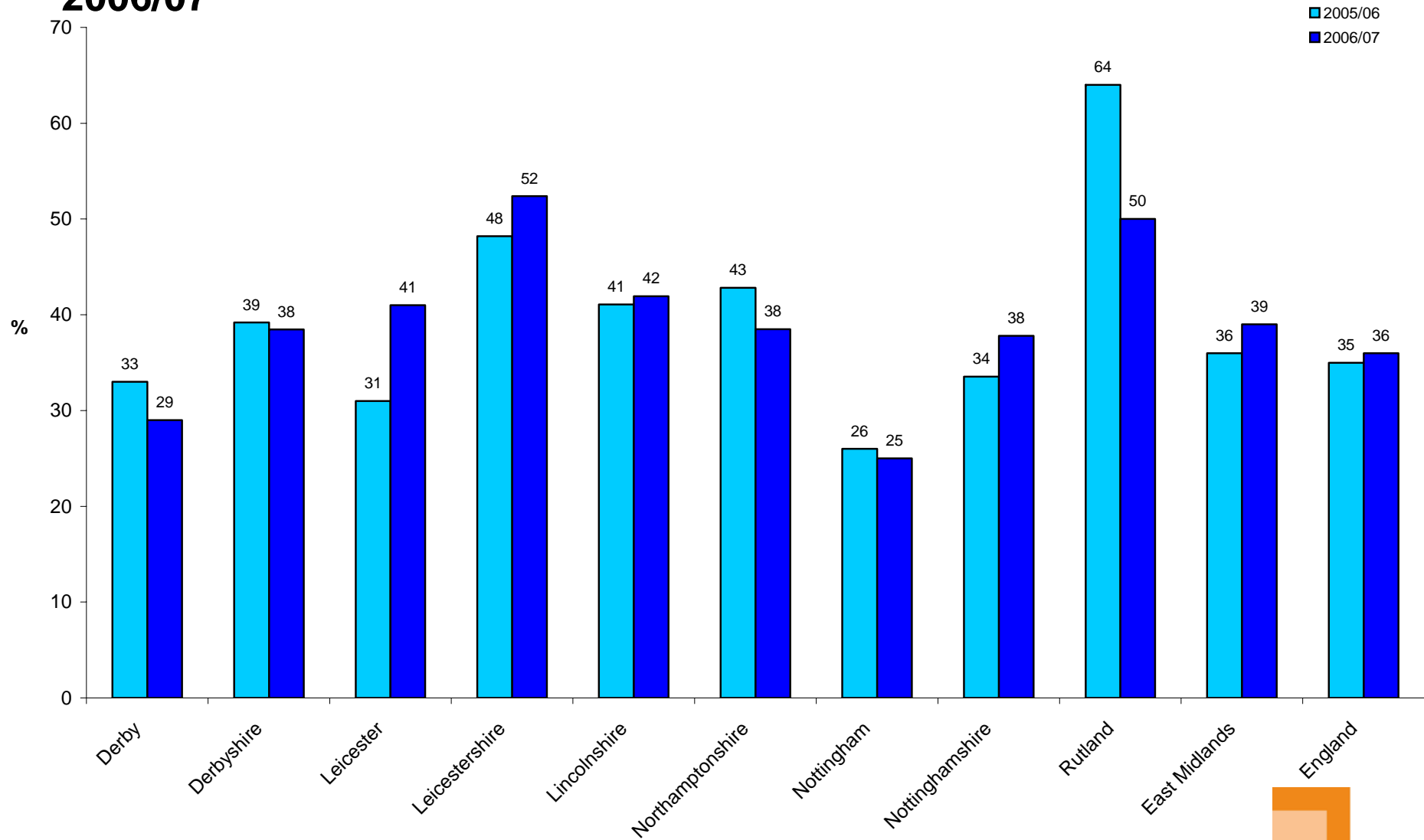


CabinetOffice
Social Exclusion Task Force

*The numbers in parentheses refer to the total size of the group for each location

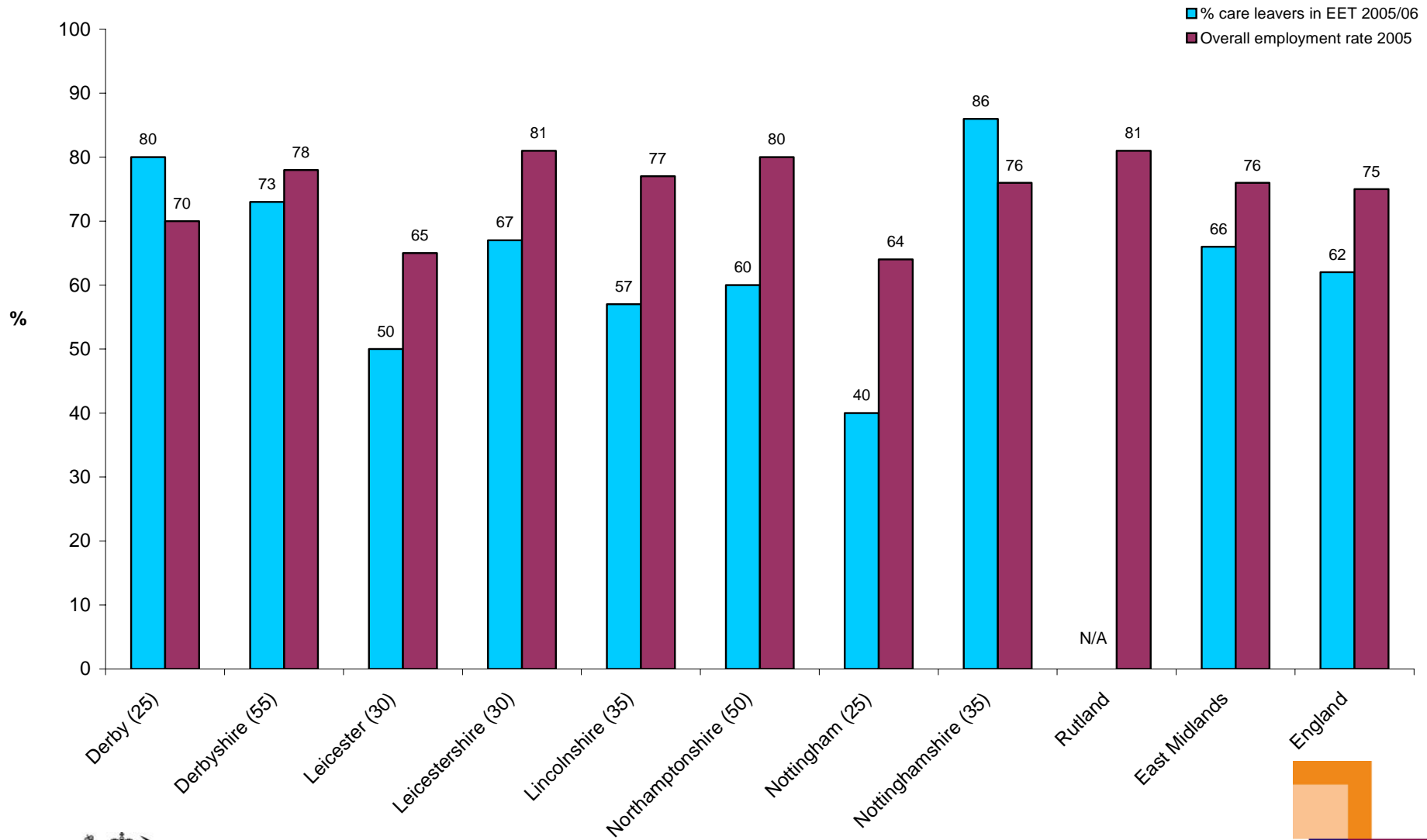


Change over time in the % of offenders in employment, 2005/06 - 2006/07




Latest data on the % of care leavers in EET, 2005/06*

Health warning: Some of these percentages are based on low numbers


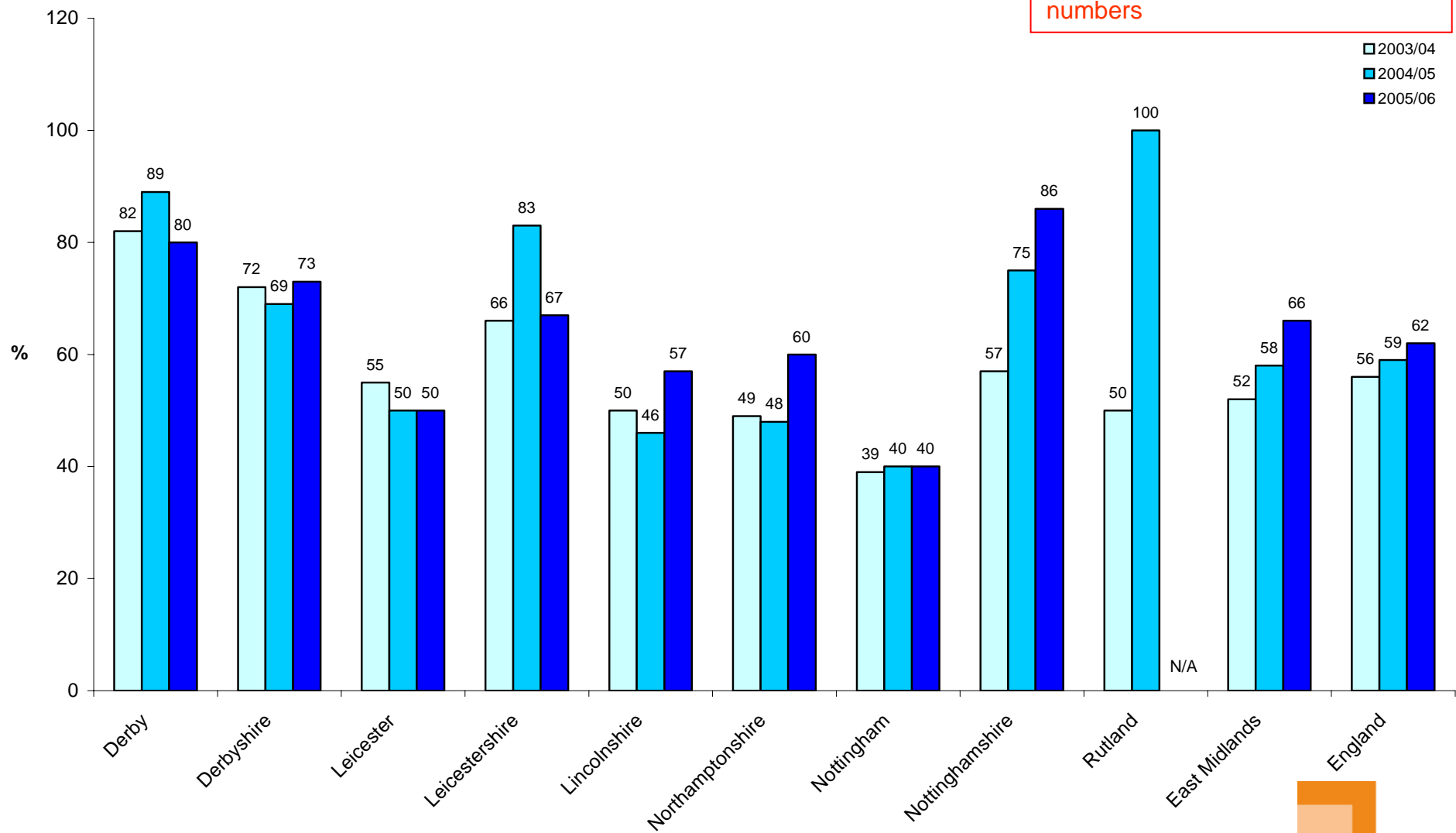


*The numbers in parentheses refer to the total size of the group for each location

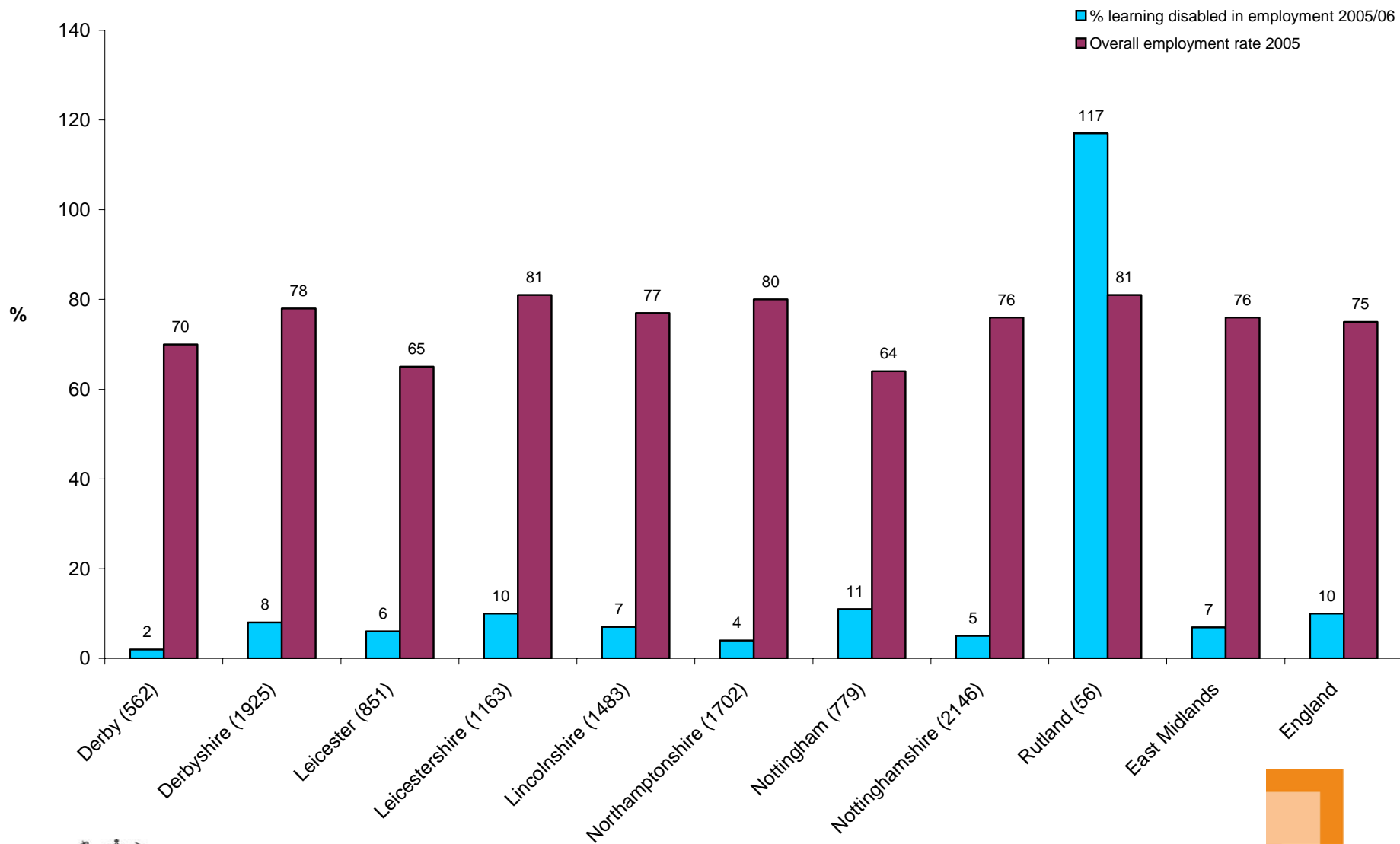


Change over time in the % of care leavers in EET, 2003/04 - 2005/06

Health warning: Some of these percentages are based on low numbers




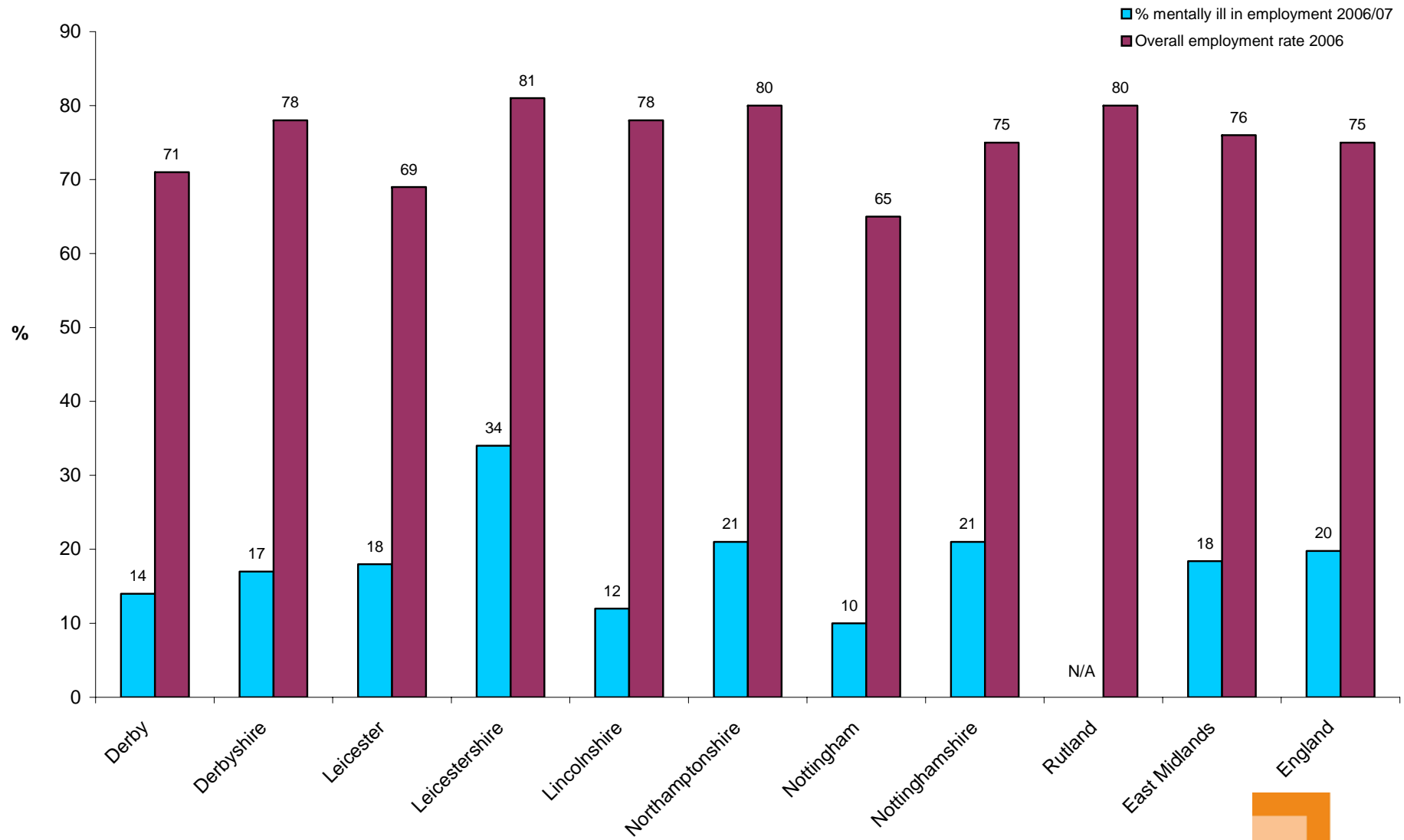
Latest data on the % of learning disabled in employment, 2005/06*



*The numbers in parentheses refer to the total size of the group for each location



Latest data on the % of mentally ill in employment, 2006/07*



Data sources

Outcome	Client group	Headline indicator definition	Data source
Settled accommodation	Offenders	Proportion of offenders under probation supervision living in settled and suitable accommodation at the end of their order or licence	National Offender Management (NOMs) Service via OASys national reporting / ODEAT system
	Former care leavers	Proportion of former care leavers aged 19, who had left care aged 16 or over, who are in suitable accommodation	Department for Children, Schools and Families (DCSF) SSSA903 return
	Learning disabled	Proportion of adults with learning disabilities in settled accommodation	<ul style="list-style-type: none"> Existing proxy data from the Commission for Social Care Inspection's (CSCI) <i>Performance Assessment Data and Information System</i> New indicator to be collected via the Information Centre's (IC) Key Statistic (KS) 1 return
	Mentally ill	Proportion of adults in contact with secondary mental health services in settled accommodation	<ul style="list-style-type: none"> No existing data collection New indicator to be collected via the IC's Mental Health Minimum Data Set (MHMDS)
Employment, education or training	Offenders	Proportion of offenders under probation supervision in employment at the end of their order or licence	NOMs Service via OASys national reporting / ODEAT system
	Former care leavers	The proportion of former care leavers aged 19, who had left care aged 16 or over, who are in employment, education or training	DCSF SSSA903 return and published in the <i>Children Looked After by Local Authorities</i> publication
	Learning disabled	The proportion of adults with learning disabilities in employment	<ul style="list-style-type: none"> Existing proxy data from CSCI's <i>Performance Assessment Data and Information System</i> New indicator to be collected via the IC's KS1 return
	Mentally ill	The proportion of adults in contact with secondary mental health services in employment	<ul style="list-style-type: none"> Existing proxy data from the Healthcare Commission's survey of users of mental health services. New indicator to be collected via the IC's MHMDS

